

Items you will need...



InnoMedia Telephone Adapter (ATA)



HughesNet Modem



Home computer



**Home phone
(not provided)**



**Supplied Ethernet
cable**



**Existing Ethernet
cable connecting your
HughesNet modem
to your computer**



**Telephone
cable**



**ATA
Power
Supply**


HughesNet Internet service must be activated and working in order to activate HughesNet Voice and ATA.

**Step
1**

Connect the yellow Ethernet cable from any available LAN port on the back of the HughesNet HT2000W modem to the yellow WAN port on the ATA.



NOTE: This port will not be used for installation purposes.



**Step
2**

Connect your telephone cable to the phone port on the ATA.



**Step
3**

Plug in the power cable to the ATA. Please review your connections below.



**Step
4**

Review your connections.

NOTE:
Your configuration will vary based on your home computing device (laptop, desktop, mobile).



Step 5

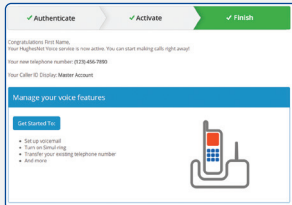
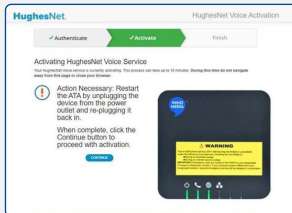
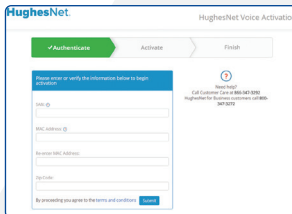
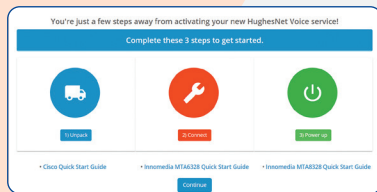
Once the ATA is powered on, the POWER LED, RUN LED, and WAN LED should turn green. If you see something different, contact Customer Care at 866-347-3292.



Step 6

You are now ready to activate your voice service. Activation can be done wirelessly over any home wireless computing device.

Use your computer or mobile device to type **voice.HughesNet.com** into your Internet browser search. On the HughesNet Voice activation page, select the Continue button and follow the steps to activate.



Step 7

Authenticate by entering your SAN/MAC/ZIP code information. Click Submit to proceed.

Note: Your Site Account Number (SAN) can be found on your order confirmation and monthly invoice statements. Your MAC ID is listed on the back of the ATA unit.

Your ATA will now activate. This process may take up to 10 minutes. After activation is complete, a final page will display with your new telephone number.

Please review the **HughesNet Voice Features Guide** for personalizing your Voice service.



©2021 Hughes Network Systems, LLC. HughesNet and Hughes are registered trademarks of Hughes Network Systems, LLC, an EchoStar Company. 1042457-0001 Rev B

HughesNet® Voice Quick-Start Guide



Welcome to HughesNet Voice.
This guide will walk you through
installation and activation.

Watch a short how-to video at
hninfo.us/connectATA